



Type of fluid
HOT WATER

Pressure
200 bar

Material
- PAINTED STEEL
- ABS


WITH SPRING




FIXED*



SWIVELLING



- with hose, see page 139
- without hose, max. 130 °C



In accordance with directive



for ABS versions

* can be rendered swivelling by using the special bracket, see page 81.

DRUM COLOURS

Painted ABS

Hoses		Connections	Seals	Swivel joint	Central pin
black rubber	hygienic	galvanized steel	Viton®	AISI 304 s. steel	galvanized steel

Overall dimensions FIXED (mm)											
Series	A	B	C	D	E	F	G	H	I	Packaging (mm) W x D x H	
330	186	140	196	226	98	390	350	365	155	510 x 260 x 520	
390	186	140	196	226	98	410	390	410	155		
430	186	140	197	226	97	450	415	456	264		
430 ABS	186	140	197	226	110	450	425	461	259		580 x 280 x 590
530	203	153	221	258	104	535	510	558	315		650 x 290 x 700
540	300	218	227	268	165	535	510	572	315		660 x 390 x 690
560	488	399	238	272	348	535	510	578	315		670 x 610 x 760

Overall dimensions SWIVELLING (mm)											
Series	A	B	C	D	E	F	G	H	I	Packaging (mm) W x D x H	
390	184	146	106	144	98	410	390	482	155	580 x 280 x 590	
430	208	162	118	164	97	450	415	540	264		
530	228	182	154	200	104	535	510	642	315		650 x 290 x 700
540	300	218	227	268	165	535	510	700	315		660 x 390 x 690

(W: width - D: depth - H: height)



P/N		Hose supplied	Connection		Weight	
fixed	swivelling		inlet	outlet	fixed	swivelling

s. 330	8330.300	-	without hose *	G 3/8" (f)	G 3/8" (f)	11,2 kg	-
	8330.301	-	12 m - 5/16" (994.512)	G 3/8" (f)	G 3/8" (f)	14,8 kg	-

* Hose reel capacity	inner hose Ø	1/4"	5/16"	3/8"	1/2"
	max. length	12 m	12 m	12 m	8 m

s. 390	8390.300	8380.300	without hose *	G 3/8" (f)	G 3/8" (f)	13,0 kg	13,5 kg
	8390.302	8380.302	17 m - 5/16" (994.517)	G 3/8" (f)	G 3/8" (f)	17,0 kg	17,5 kg

* Hose reel capacity	inner hose Ø	1/4"	5/16"	3/8"	1/2"
	max. length	15 m	16 m	17 m	12 m

s. 430	8430.300	8420.300	without hose *	G 3/8" (f)	G 1/2" (f)	16,0 kg	16,5 kg
	8430.301	8420.301	12 m - 3/8" (995.512)	G 3/8" (f)	G 3/8" (f)	20,3 kg	20,8 kg
	8430.302	8420.302	18 m - 3/8" (995.518)	G 3/8" (f)	G 3/8" (f)	22,4 kg	22,9 kg

* Hose reel capacity	inner hose Ø	5/16"	3/8"	1/2"
	max. length	20 m	20 m	16 m

s. 430 ABS	9430.300	-	without hose *	G 3/8" (f)	G 1/2" (f)	12,5 kg	-
	9430.301	-	12 m - 3/8" (995.512)	G 3/8" (f)	G 3/8" (f)	16,8 kg	-
	9430.302	-	18 m - 3/8" (995.518)	G 3/8" (f)	G 3/8" (f)	18,8 kg	-
	9431.302	-	18 m - 3/8" (995.618)	G 3/8" (f)	G 3/8" (f)	19,0 kg	-

* Hose reel capacity	inner hose Ø	5/16"	3/8"	1/2"
	max. length	20 m	20 m	16 m

s. 530	8530.300	8520.300	without hose *	G 3/8" (f)	G 1/2" (f)	21,0 kg	22,0 kg
	8530.301	8520.301	20 m - 3/8" (995.520)	G 3/8" (f)	G 3/8" (f)	27,0 kg	28,0 kg
	8530.302	8520.302	25 m - 3/8" (995.525)	G 3/8" (f)	G 3/8" (f)	28,5 kg	29,5 kg

* Hose reel capacity	inner hose Ø	3/8"	1/2"	5/8"
	max. length	25 m	25 m	22 m


s. 540	8540.300	8550.300	without hose *	G 3/8" (f)	G 1/2" (f)	28,0 kg	33,5 kg
	8540.301	8550.301	30 m - 3/8" (995.530)	G 3/8" (f)	G 3/8" (f)	36,8 kg	42,3 kg

* Hose reel capacity	inner hose Ø	3/8"	1/2"	5/8"
	max. length	30 m	30 m	30 m

s. 560	8560.300	-	without hose *	G 3/8" (f)	G 1/2" (f)	48,0 kg	-
	8560.301	-	40 m - 3/8" (995.540)	G 3/8" (f)	G 3/8" (f)	59,0 kg	-
	8560.302	-	50 m - 3/8" (995.550)	G 3/8" (f)	G 3/8" (f)	64,8 kg	-

* Hose reel capacity	inner hose Ø	3/8"	1/2"	5/8"
	max. length	60 m	60 m	60 m

 Hygienic hose

 Black rubber hose