



**ADVANCED FLUID
MANAGEMENT SOLUTIONS**

MANUAL

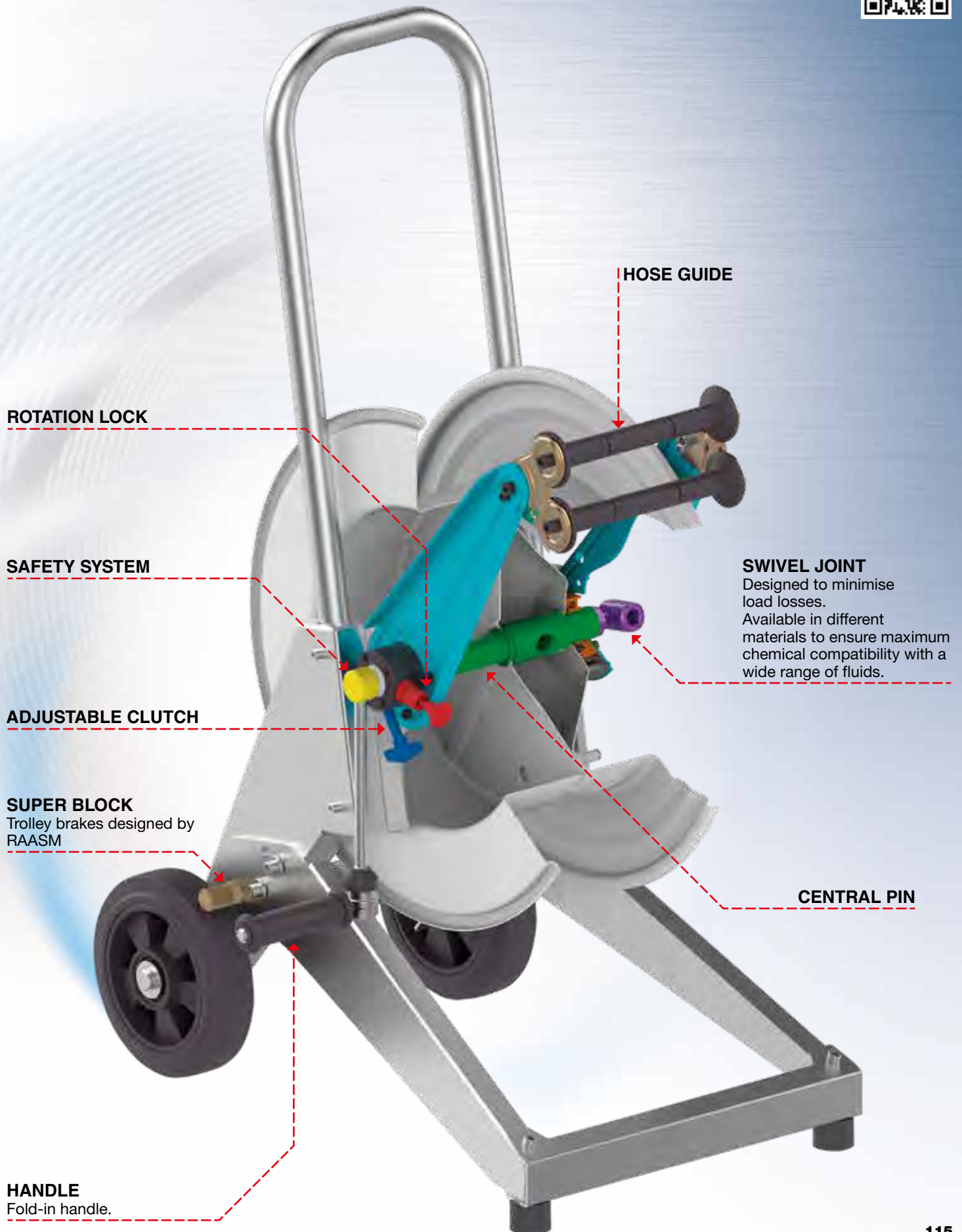
TROLLEY-MOUNTED HOSE REELS

STRENGTH POINTS

- The trolley has been designed to meet specific parameters and prevent rollover during hose unwinding, achieved with the special brake and geometry of the floor stands.
- Super block trolley brake comes standard on all models, automatically locks the trolley only when stationary.
- Standard safety system which prevents the handle from being turned during unwinding, prevents accidental injury or property damage.
- Fold-in handle as standard reduces the overall dimensions of the hose reel and simultaneously increases safety.
- Standard hose guide to extend average hose life and facilitate unwinding.
- Adjustable clutch and rotation lock are standard, let you modulate rotation speed or completely lock the drum.

TECHNICAL CHARACTERISTICS

Visit our
website






Hose reel
TROLLEY-MOUNTED






Pressure
**20-100
 200-400 bar**

Material
PAINTED STEEL

MANUAL

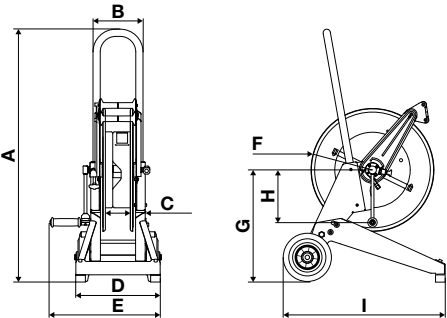



- without hose:
 with brass swivel joint
 max. 100 °C
 with steel swivel joint
 max. 130 °C

	Trolley	Drum	Seals	Swivel joint	Central pin
AIR-WATER	galvanized steel	painted steel	Viton®	brass	galvanized steel
HOT WATER	galvanized steel	painted steel	Viton® - Teflon®	AISI 304 s. steel	galvanized steel
					

DRUM COLOURS

Painted

Overall dimensions (mm)		Series	A	B	C	D	E	F	G	H	I	Packaging (mm) W x D x H
		530	1050	210	104	350	464	510	463	205	675	 650 x 290 x 700
		540	1050	270	165	413	530	510	463	205	675	660 x 390 x 690
		560	1050	450	348	595	705	510	463	205	675	670 x 610 x 760

(W: width - D: depth - H: height)



s. 530



s. 540



s. 560

P/N	Hose supplied	Connection		Weight
		inlet	outlet	

AIR-WATER 20 bar

s. 530	236530.100	without hose *	G 1/2" (f)		G 1/2" (f)		29,0 kg		
* Hose reel capacity		inner hose Ø	1/4"	5/16"	3/8"	1/2"	5/8"	3/4"	1"
		max. length	90 m	65 m	35 m	25 m	20 m	15 m	7 m
s. 540	236540.100	without hose *	G 1" (f)		G 1" (f)		34,0 kg		
	236540.105	without hose *	G 1/2" (f)		G 1/2" (f)		33,0 kg		
* Hose reel capacity		inner hose Ø	1/4"	5/16"	3/8"	1/2"	5/8"	3/4"	1"
		max. length	150 m	110 m	65 m	45 m	35 m	25 m	15 m
s. 560	236560.100	without hose *	G 1" (f)		G 1" (f)		40,0 kg		
	236560.105	without hose *	G 1/2" (f)		G 1/2" (f)		39,0 kg		
* Hose reel capacity		inner hose Ø	1/4"	5/16"	3/8"	1/2"	5/8"	3/4"	1"
		max. length	320 m	240 m	140 m	100 m	90 m	60 m	30 m

HOT WATER 100 bar

s. 530	236530.200	without hose *	G 1/2" (f)		G 1/2" (f)		29,0 kg		
* Hose reel capacity		inner hose Ø	1/4"	5/16"	3/8"	1/2"	5/8"	3/4"	1"
		max. length	90 m	65 m	35 m	25 m	20 m	15 m	7 m
s. 540	236540.200	without hose *	G 1" (f)		G 1" (f)		34,0 kg		
	236540.205	without hose *	G 1/2" (f)		G 1/2" (f)		33,0 kg		
* Hose reel capacity		inner hose Ø	1/4"	5/16"	3/8"	1/2"	5/8"	3/4"	1"
		max. length	150 m	110 m	65 m	45 m	35 m	25 m	15 m
s. 560	236560.200	without hose *	G 1" (f)		G 1" (f)		35,0 kg		
	236560.205	without hose *	G 1/2" (f)		G 1/2" (f)		35,0 kg		
* Hose reel capacity		inner hose Ø	1/4"	5/16"	3/8"	1/2"	5/8"	3/4"	1"
		max. length	320 m	240 m	140 m	100 m	90 m	60 m	30 m

HOT WATER 200 bar

s. 530	236530.300	without hose *	G 3/8" (f)		G 1/2" (f)		29,0 kg
* Hose reel capacity		inner hose Ø	1/4"	5/16"	3/8"	1/2"	
		max. length	90 m	65 m	35 m	25 m	
s. 540	236540.300	without hose *	G 3/8" (f)		G 1/2" (f)		33,0 kg
* Hose reel capacity		inner hose Ø	1/4"	5/16"	3/8"	1/2"	
		max. length	150 m	110 m	65 m	45 m	
s. 560	236560.300	without hose *	G 3/8" (f)		G 1/2" (f)		40,0 kg
* Hose reel capacity		inner hose Ø	1/4"	5/16"	3/8"	1/2"	
		max. length	320 m	240 m	140 m	100 m	

HOT WATER 400 bar

s. 530	236530.350	without hose *	G 3/8" (f)		G 1/2" (f)		29,0 kg
* Hose reel capacity		inner hose Ø	1/4"	5/16"	3/8"		
		max. length	90 m	65 m	35 m		
s. 540	236540.350	without hose *	G 3/8" (f)		G 1/2" (f)		33,0 kg
* Hose reel capacity		inner hose Ø	1/4"	5/16"	3/8"		
		max. length	150 m	110 m	65 m		
s. 560	236560.350	without hose *	G 3/8" (f)		G 1/2" (f)		40,0 kg
* Hose reel capacity		inner hose Ø	1/4"	5/16"	3/8"		
		max. length	320 m	240 m	140 m		